



HEALTH, EDUCATION & NOVELTY ITEMS



Books


Adult

- How to Use a Light Microscope* by Frank M. Carryl \$12.00
Great, straightforward, undecorated primer.
- Optimizing Light Microscopy* by Barbara Foster \$37.00
- Photography Through the Microscope*
by Eastman Kodak \$24.95

Youth

- The Ultimate Guide to Your Microscope* \$9.95
by S. Levine & L. Johnstone

- Catalog/Magazine Organizer, Pk/12. JT-9000** \$5.90
Store literature in 3-ring binders.



- Electrode Washers, 4 mm ID x 19 mm OD. Bg/100. 222E401** ... \$10.00
Minimum order of 8 bags required.



Mounted on a telescoping aluminum handle that extends from 18" to 32", this conical-shaped, 36" long nylon net has a 14" opening.

- Insect Net. 12571402** \$18.45

Prepared Microscope Slides

- Onion Mitosis, I.s., quadruple stain, each. 14-2b** \$7.90
- Pollen, mixed types, w.m, each. 18-13** \$5.55
- Elementary Set, 12 slides in a plastic box. PS01** \$20.05
Contents: Cotton Fibers; Nylon Fibers; Corn Starch; Salt Crystal; Wool Fibers; Silk Fibers; Pumpkin Stem, c.s.; Honey Bee Legs; Pollen; Bird Feathers; Hydra, w.m.; Frog Blood, smear

- Intermediate Set, 25 slides in a plastic box. PS02** \$35.70
Contents: Hair; Sugar; Pepper; Yeast, w.m.; Tendon, I.s.; Bacteria, 3 types; Housefly Head; Fish Skin; Human Blood, smear; Paramecium, w.m.; Housefly Wing; Cotton Stem, c.s.; Cotton Leaf, c.s.; Penicillium, sec.; Hydra, I.s.; Lily Anther; Sprout, I.s.; Monocotyledon Stem, c.s.; Dicotyledon Stem; Simple Squamous Epithelium; Stratified Squamous Epithelium; Cardiac Muscle; Smooth Muscle; Testes, mammal; Ovary

- High School Set, 25 slides in a plastic box. PS03** \$40.85
Contents: Loose Connective Tissue; Spinal Cord, c.s.; Motor Nerve Ending; Stomach, mammal, sec.; Kidney, c.s.; Artery & Vein, c.s.; Blood Vessel in Lung; Blood Vessel in Kidney; Taste Bud; Mouth Smear (bacteria); Human Sperm, smear; Mitosis in Animal Cell; Hydra Testis, c.s.; Hydra Ovary, c.s.; Hydra with Buds; Fern Prothallium, w.m.; Zea Mays (corn) Seed, I.s.; Spirogyra; Lung, mammal; Colon, mammal; Trachea, mammal; Pancreas, mammal; Uterus, mammal; Spleen, mammal; Onion Root Tips


- Biology Curriculum Set, 16 slides in a plastic box. PS16** \$42.40
Contents: Amoeba Proteus; Euglena, w.m.; Diatoms; Ascaris Mitosis; Grantia (sponge) Spicules; Hydra with Bud, w.m.; yringa (lilac) leaf, c.s.; Paramecium, w.m.; Allium (onion) Root Tips; Planaria, w.m.; Ranunculus Root, c.s.; Ranunculus Stem, c.s.; Spirogyra with Conjugation; Volvox; Zea Mays (corn) Root, c.s.; Zea Mays Stem, c.s.



Experiment with refraction, dispersion, and spectrum formation of light with these quality glass prisms.

- Prisms, glass, 25 mm equilateral face**
- 50 mm Long. **310490970** \$4.30
- 75 mm Long. **310490971** \$5.05
- 100 mm Long. **310490972** \$6.45

Demonstrate Koehler illumination with this unique tool. Visualize the function of the condenser by tracking light rays as they travel through this "smoked" acrylic block.



- Smoked Acrylic Block, 40 x 35 x 20 mm** \$29.00
Refractive index is 1.48 at 546 nm.



- Tuning Fork Mallet. 600TFWHAM** \$1.95

Continued