



HEALTH, EDUCATION & NOVELTY ITEMS




Books

Adult

- How to Use a Light Microscope* by Frank M. Carryl \$12.00
Great, straightforward, undecorated primer.
- Optimizing Light Microscopy* by Barbara Foster \$37.00
- Photography Through the Microscope*
by Eastman Kodak \$24.95

Youth

- The Ultimate Guide to Your Microscope* \$9.95
by S. Levine & L. Johnstone



- Electrode Washers**, 4 mm ID x 19 mm OD. Bg/100. **222E401** ... \$10.00
Minimum order of 8 bags required.



Mounted on a telescoping aluminum handle that extends from 18" to 32", this conical-shaped, 36" long nylon net has a 14" opening.

- Insect Net. 12571402** \$18.45



- Model, Dicot Flower**, enlarged 8X. **615B10307** \$139.00
Dimensions: 17.7 x 15.7 x 12"

Prepared Microscope Slides

- Onion Mitosis**, i.s., quadruple stain, each. **14-2b** \$7.90

- Pollen**, mixed types, w.m, each. **18-13** \$5.55

- Elementary Set**, 12 slides in a plastic box. **PS01** \$20.05
Contents: Cotton Fibers; Nylon Fibers; Corn Starch; Salt Crystal;
Wool Fibers; Silk Fibers; Pumpkin Stem, c.s.; Honey Bee Legs;
Pollen; Bird Feathers; Hydra, w.m.; Frog Blood, smear

- Intermediate Set**, 25 slides in a plastic box. **PS02** \$35.70
Contents: Hair; Sugar; Pepper; Yeast, w.m.; Tendon, i.s.;
Bacteria, 3 types; Housefly Head; Fish Skin; Human Blood,
smear; Paramecium, w.m.; Housefly Wing; Cotton Stem, c.s.;
Cotton Leaf, c.s.; Penicillium, sec.; Hydra, i.s.; Lily Anther;
Sprout, i.s.; Monocotyledon Stem, c.s.; Dicotyledon Stem;
Simple Squamous Epithelium; Stratified Squamous Epithelium;
Cardiac Muscle; Smooth Muscle; Testes, mammal; Ovary

- High School Set**, 25 slides in a plastic box. **PS03** \$40.85
Contents: Loose Connective Tissue; Spinal Cord, c.s.;
Motor Nerve Ending; Stomach, mammal, sec.; Kidney, c.s.;
Artery & Vein, c.s.; Blood Vessel in Lung; Blood Vessel in Kidney;
Taste Bud; Mouth Smear (bacteria); Human Sperm, smear;
Mitosis in Animal Cell; Hydra Testis, c.s.; Hydra Ovary, c.s.;
Hydra with Buds; Fern Prothallium, w.m.; Zea Mays (corn) Seed,
i.s.; Spirogyra; Lung, mammal; Colon, mammal; Trachea, mammal;
Pancreas, mammal; Uterus, mammal; Spleen, mammal;
Onion Root Tips

- Biology Curriculum Set**, 16 slides in a plastic box. **PS16** \$42.40
Contents: Amoeba Proteus; Euglena, w.m.; Diatoms; Ascaris
Mitosis; Grantia (sponge) Spicules; Hydra with Bud, w.m.;
yringa (lilac) leaf, c.s.; Paramecium, w.m.; Allium (onion) Root Tips;
Planaria, w.m.; Ranunculus Root, c.s.; Ranunculus Stem, c.s.;
Spirogyra with Conjugation; Volvox; Zea Mays (corn) Root, c.s.;
Zea Mays Stem, c.s.



Experiment with refraction, dispersion, and spectrum formation of light with these quality glass prisms.

- Prisms**, glass, 25 mm equilateral face
- 50 mm Long. **310490970** \$4.30
- 75 mm Long. **310490971** \$5.05
- 100 mm Long. **310490972** \$6.45

Sizes:
#5 (4000 μ), #10 (2000 μ),
#35 (500 μ), #60 (250 μ),
#120 (125 μ), #230 (63 μ)
Sieves measure 6.5 x 2.5" (H).



- Sieve Set**, 6-pc, plastic frame & wire screen. **12530706** \$118.00
Includes bottom pan, lid, and teacher's guide.