




# HEALTH, EDUCATION & NOVELTY ITEMS

## Books



- Adult**
- How to Use a Light Microscope* by Frank M. Carryl ..... \$12.00  
Great, straightforward, undecorated primer.
- Optimizing Light Microscopy* by Barbara Foster ..... \$37.00
- Photography Through the Microscope*  
by Eastman Kodak ..... \$24.95
- Youth**
- The Ultimate Guide to Your Microscope*..... \$9.95  
by S. Levine & L. Johnstone



- Electrode Washers**, 4 mm ID x 19 mm OD. Bg/100. **222E401** ... \$12.00  
Minimum order of 8 bags required.



Mounted on a telescoping aluminum handle that extends from 18" to 32", this conical-shaped, 36" long nylon net has a 14" opening.

- Insect Net. 12571402** ..... \$18.45



- Model, Dicot Flower** (peach), enlarged 8X. **615B10307** ..... \$118.00  
Dimensions: 17.7 x 15.7 x 12"

## Prepared Microscope Slides

- Onion Mitosis**, I.s., quadruple stain, each. **14-2b** ..... \$7.90
- Pollen**, mixed types, w.m, each. **18-13** ..... \$5.55

- Elementary Set**, 12 slides in a plastic box. **PS01** ..... \$20.80  
Contents: Cotton Fibers; Nylon Fibers; Corn Starch; Salt Crystal;  
Wool Fibers; Silk Fibers; Pumpkin Stem, c.s.; Honey Bee Legs;  
Pollen; Bird Feathers; Hydra, w.m.; Frog Blood, smear

- Intermediate Set**, 25 slides in a plastic box. **PS02** ..... \$37.05  
Contents: Hair; Sugar; Pepper; Yeast, w.m.; Tendon, I.s.;  
Bacteria, 3 types; Housefly Head; Fish Skin; Human Blood,  
smear; Paramecium, w.m.; Housefly Wing; Cotton Stem, c.s.;  
Cotton Leaf, c.s.; Penicillium, sec.; Hydra, I.s.; Lily Anther;  
Sprout, I.s.; Monocotyledon Stem, c.s.; Dicotyledon Stem;  
Simple Squamous Epithelium; Stratified Squamous Epithelium;  
Cardiac Muscle; Smooth Muscle; Testes, mammal; Ovary

- High School Set**, 25 slides in a plastic box. **PS03** ..... \$42.35  
Contents: Loose Connective Tissue; Spinal Cord, c.s.;  
Motor Nerve Ending; Stomach, mammal, sec.; Kidney, c.s.;  
Artery & Vein, c.s.; Blood Vessel in Lung; Blood Vessel in Kidney;  
Taste Bud; Mouth Smear (bacteria); Human Sperm, smear;  
Mitosis in Animal Cell; Hydra Testis, c.s.; Hydra Ovary, c.s.;  
Hydra with Buds; Fern Prothallium, w.m.; Zea Mays (corn) Seed,  
I.s.; Spirogyra; Lung, mammal; Colon, mammal; Trachea, mammal;  
Pancreas, mammal; Uterus, mammal; Spleen, mammal;  
Onion Root Tips


- Biology Curriculum Set**, 16 slides in a plastic box. **PS16** ..... \$44.00  
Contents: Amoeba Proteus; Euglena, w.m.; Diatoms; Ascaris  
Mitosis; Grantia (sponge) Spicules; Hydra with Bud, w.m.;  
yringa (lilac) leaf, c.s.; Paramecium, w.m.; Allium (onion) Root Tips;  
Planaria, w.m.; Ranunculus Root, c.s.; Ranunculus Stem, c.s.;  
Spirogyra with Conjugation; Volvox; Zea Mays (corn) Root, c.s.;  
Zea Mays Stem, c.s.

Sizes:  
#5 (4000  $\mu$ ), #10 (2000  $\mu$ ),  
#35 (500  $\mu$ ), #60 (250  $\mu$ ),  
#120 (125  $\mu$ ), #230 (63  $\mu$ )  
Sieves measure 6.5 x 2.5" (H).



- Sieve Set**, 6-pc, plastic frame & wire screen. **12530706** ..... \$118.00  
Includes bottom pan, lid, and teacher's guide.

Demonstrate Koehler illumination with this unique tool. Visualize the function of the condenser by tracking light rays as they travel through this "smoked" acrylic block.



- Smoked Acrylic Block**, 40 x 35 x 20 mm. **85502** ..... \$29.00  
Refractive index is 1.48 at 546 nm.